

Model G004 Gear Flow Meter (Frequency) 0.5 cc/min to 4 liters/min

SPECIFICATIONS

Flow Range	0.5 cc/min to 4 liters/min
Accuracy (at 30 cP)	± 0.3% of reading over a 100:1 range
Maximum Operating Pressure	6000 psi (414 bar)
Weight	1.1 kg
Recommended Filtration	10 micron
Port Size(s)	1/8" NPT or #4 SAE
Fluids	Most non-aqueous, hydrocarbon based fluids



MATERIALS OF CONSTRUCTION

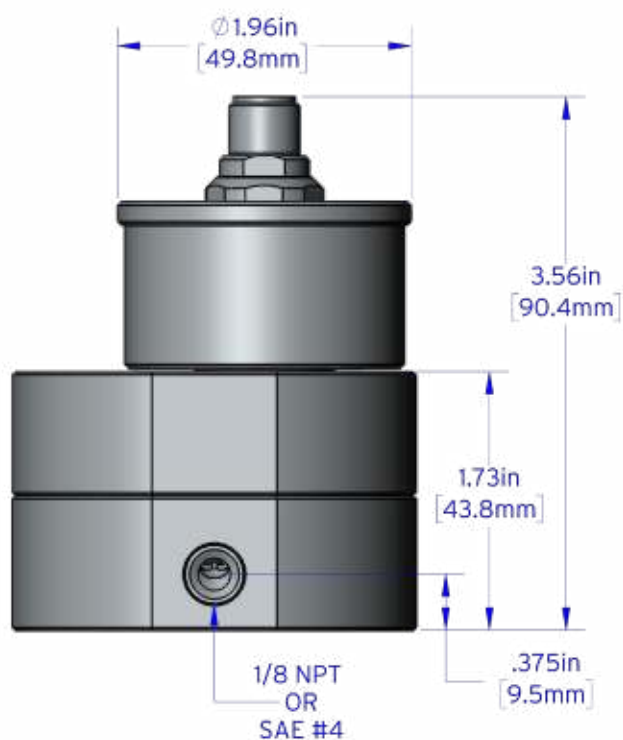
External	Stainless Steel, type 303; Xylan Coated Bolts
Wetted	Stainless Steel, type 303, 440C, 17-4; Nickel plated SmCo magnet
O-Rings	Standard: Viton® Optional: Teflon®, Perfluoroelastomer

FREQUENCY TRANSMITTER

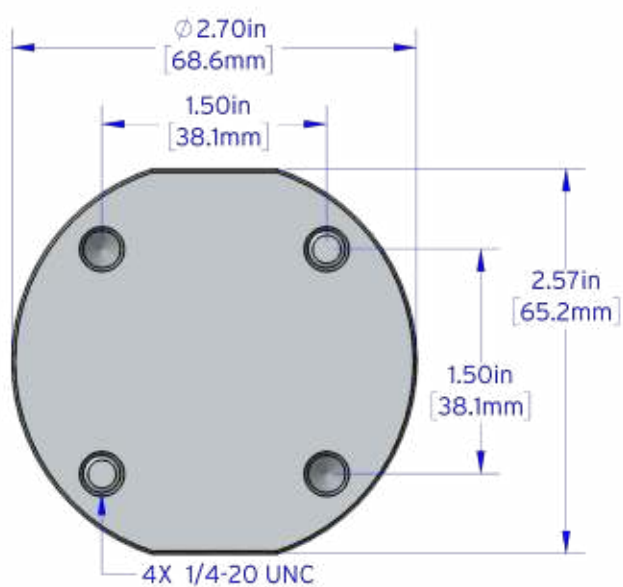
Output Signal	Standard: 5 Vdc, single phase Optional: Quadrature 5 Vdc, two phase Current sinking, 20 mA max., single phase
K-Factor	Single Phase: 500 pulses/cc Two Phase: 1,000 pulses/cc, 4x decoded (250 pulses/cc/phase, 1x decoded)
Power Supply Requirements	5 - 26 Vdc, @ 30 mA
Ambient Operational Range	-40°C to 80°C, Single piece – Two piece to 110°C
Metered Liquid Temp Range (based on 20° ambient)	-40°C to 90°C, Standard model -40°C to 155°C, Two piece high temperature model -40°C to 225°C, Two piece ultra high temperature model
Compliance	CE Certified, Ex-proof version available with ATEX/IECEx II 2 G Ex db IIB Tx Gb as well as UL, cUL certification for Class 1, Division 1, Groups C and D, Tx

Model G004 Flow Meter (Frequency)

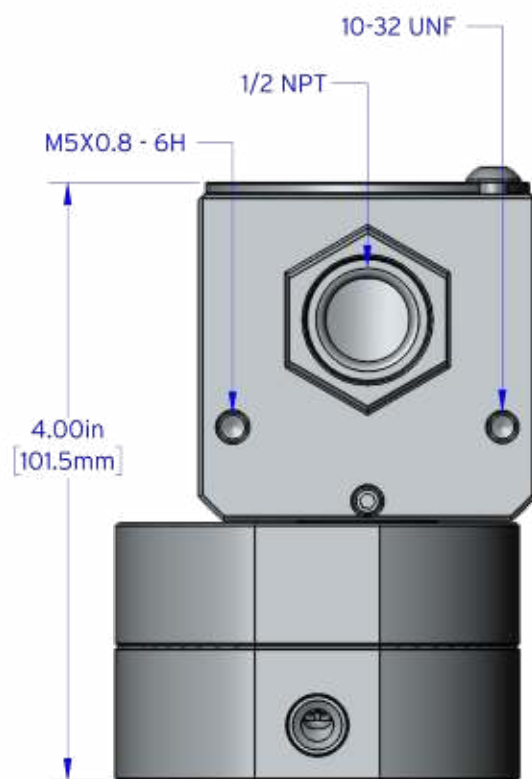
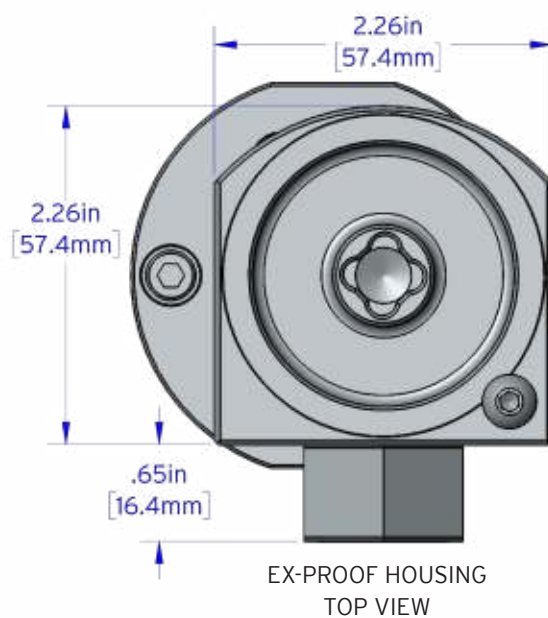
DIMENSIONS (Not to scale)



MODEL G004 WITH INDUSTRIAL HOUSING



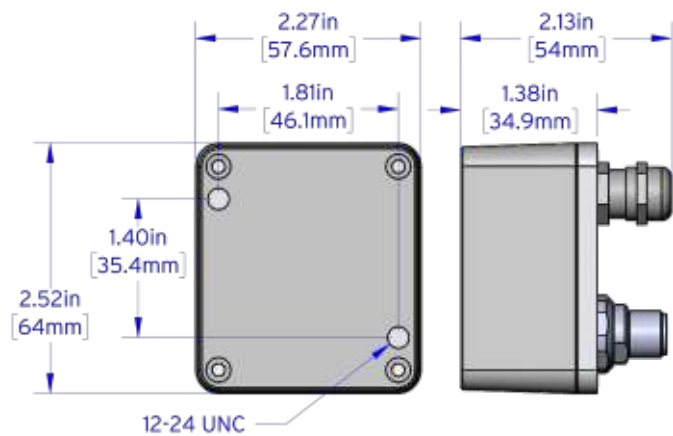
BOTTOM VIEW



MODEL G004 WITH EX-PROOF HOUSING

Model G004 Flow Meter (Frequency)

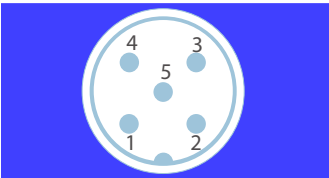
DIMENSIONS (Not to scale)



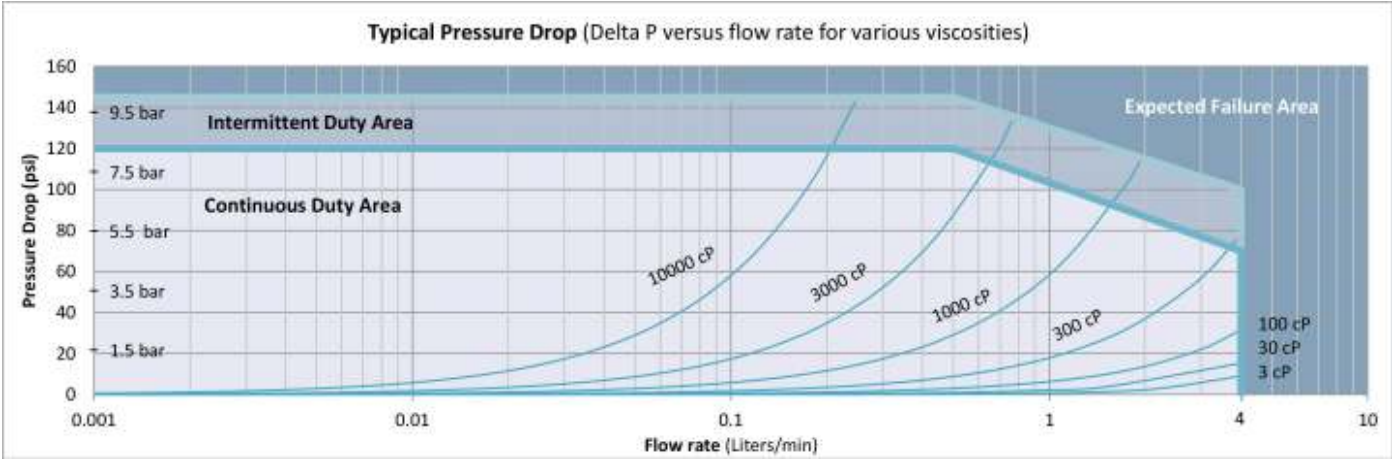
REMOTE PCA ENCLOSURE FOR HIGH TEMPERATURE TRANSMITTERS
(Not Shown: Industrial 2 meter interconnect cable included, Ex-Proof user supplied interconnect cable required)

CONNECTIVITY

ELECTRICAL CONNECTION –FREQUENCY TRANSMITTERS

	Turck® Connector		
	PCA Label	Pin #	Mating Cable Wire Color
Power (+5 to 26 Vdc)	V+	1	Brown
Common	Com	4	Black
Pulse Output	Ph A	2	White
Output Phase B (Quad only)	Ph B	5	Grey
Case Ground	Case	3	Blue

PRESSURE DROP GRAPH





Max Machinery, Inc.
an ISO 9001:2015 certified company

Positive Displacement Flow Meters Gear Type, G-Series

Flow Meter Selections Transmitter Selections

Model # HS / / 1 - Non-Standard Options

Bi-Directional Cal: BID

Max Flow Range

4 Liters/Min	G004
15 Liters/Min	G015
45 Liters/Min	G045
105 Liters/Min	G105
240 Liters/Min	G240

Pressure

6000 psi (414 bar) HS

Note: G240 limited to 4000 psi (240 bar)
if specified with NPT connections

Fluid Connection

NPT	1
SAE	2

Seal Selection

Viton® - FKM	1
Teflon® - PTFE***	3
Perfluoroelastomer - FFKM	5

Options

None	NA
Heat Trace Option	HT

Output Type

A	4-20mA Output - Powered by 24 Vdc
B	4-20mA Output - Powered by 12 Vdc
C	0-10 Volt Output - Powered by 24 Vdc
D	0-10 Volt Output - Powered by 12 Vdc
N	5V Pulse/Freq. - Powered by 5-26 Vdc
N	5V Quadrature - Powered by 5-26 Vdc
S	Current Sinking, Single Phase

Temperature Rating

- 1 90°C Industrial / 75°C Haz-Loc
- 2 155°C Ind. / 130°C Haz-Loc, 2 Part **
- 3 225°C Industrial, 2 Part †

Electrical Connection

- 1 Industrial, Turck® Connector
- 2 Hazardous Location, 1/2 Inch Conduit*

Signal Type

P	Pulse
A	Analog
Q	Quadrature



Model G015

* See temp chart in product manual.

** Receiver portion of 2 part transmitters are not rated Ex-Proof, consult factory.

*** Teflon® not used above 90°C for this high pressure rated product.

† Not available for hazardous location use. (Exceeds 130°C temp. limit.)

Product includes single directional calibration, bi-directional calibrations for analog and quadrature devices are optional.