

## Model G015 Gear Flow Meter (Analog) 10 cc/min to 15 liters/min

### SPECIFICATIONS

Flow Range	10 cc/min to 15 liters/min
Accuracy (at 30 cP)	$\pm 0.3\%$ of reading over a 100:1 range, or $\pm 2\text{mV}$ (or $4\mu\text{A}$ ), whichever is greater
Maximum Operating Pressure	6000 psi (414 bar)
Weight	1.8 kg
Recommended Filtration	10 micron
Port Size(s)	3/8" NPT or #6 SAE
Fluids	Most non-aqueous, hydrocarbon based fluids



### MATERIALS OF CONSTRUCTION

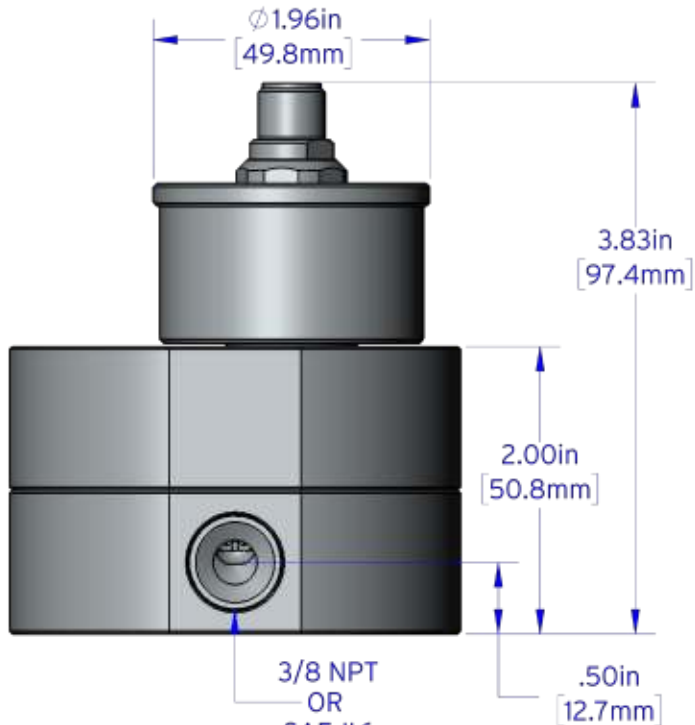
External	Stainless steel, type 303; Xylan Coated Bolts
Wetted	Stainless steel, type 303, 440C, 17-4 Nickel plated SmCo magnet
O-Rings	Standard: Viton® Optional: Teflon®, Perfluoroelastomer

### ANALOG TRANSMITTER

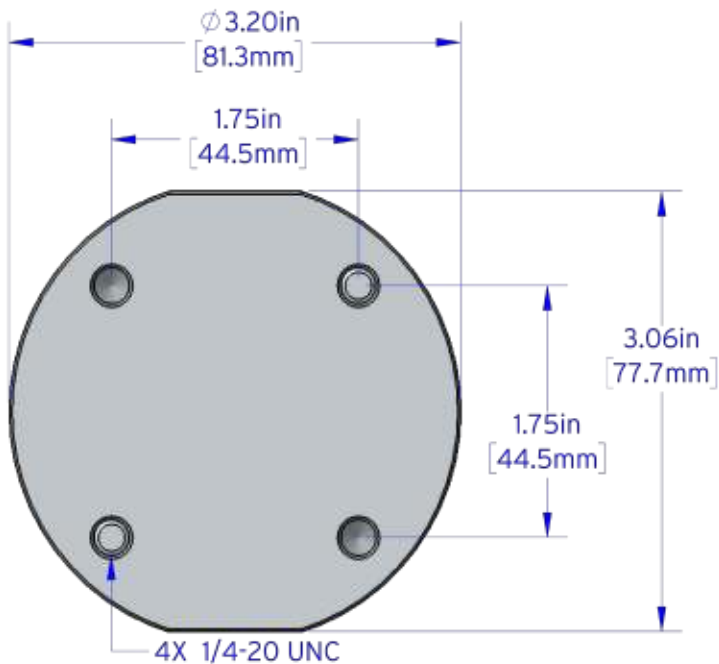
Output Signal	Any range of $\pm 10\text{V}$ or $\pm 20\text{mA}$ Linearized and damped with anti-dither protection.
Power Supply Requirements	Two Models: 12Vdc @ 90 mA, 24Vdc @ 45 mA
Ambient Operational Range	-40°C to 80°C, Single piece – Two piece to 110°C
Metered Liquid Temp Range (based on 20° ambient)	-40°C to 90°C, Standard model -40°C to 155°C, Two piece high temperature model -40°C to 225°C, Two piece, ultra high temperature model
Compliance	CE Certified, Ex-proof version available with ATEX/IECEX II 2 G Ex db IIB Tx Gb as well as UL, cUL certification for Class 1, Division 1, Groups C and D, Tx

# Model G015 Flow Meter (Analog)

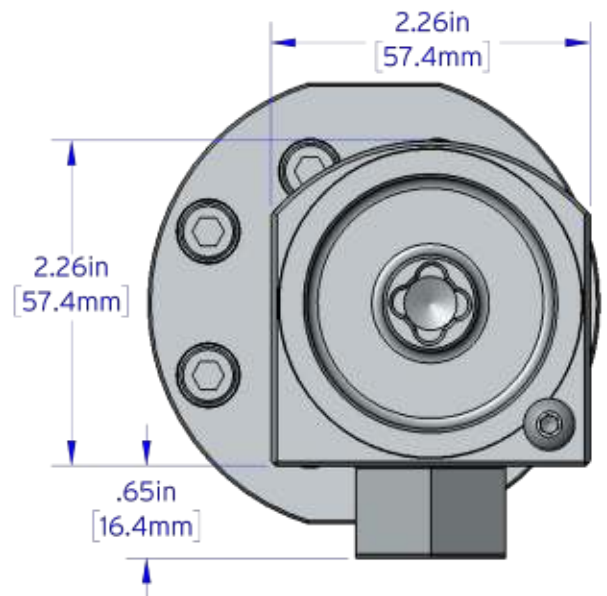
DIMENSIONS (Not to scale)



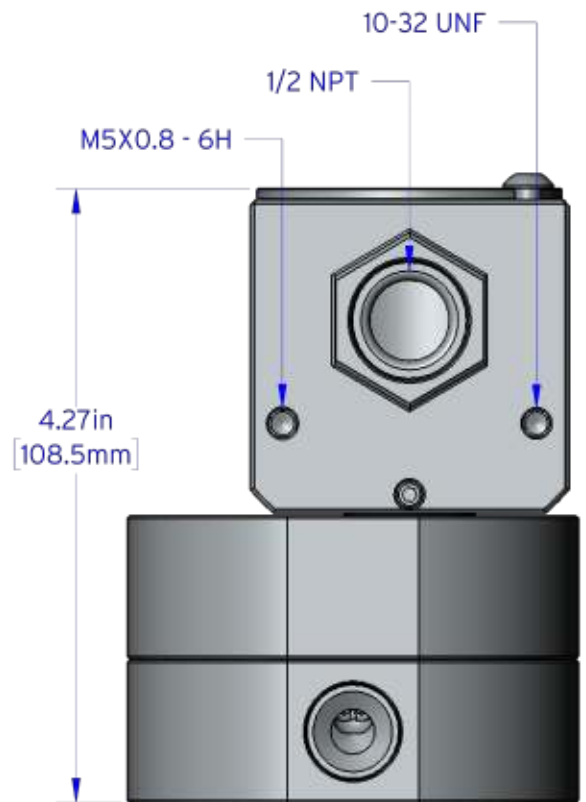
MODEL G015 WITH  
INDUSTRIAL HOUSING



BOTTOM VIEW



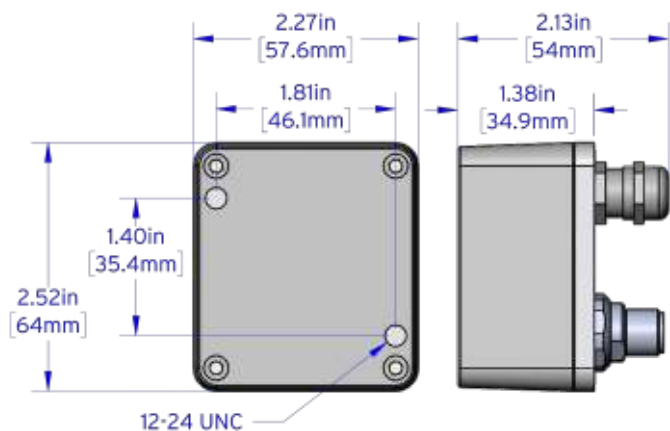
EX-PROOF HOUSING  
TOP VIEW



MODEL G015 WITH  
EX-PROOF HOUSING

# Model G015 Flow Meter (Analog)

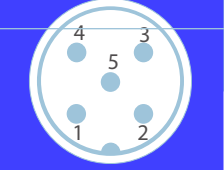
## DIMENSIONS (Not to scale)



REMOTE PCA ENCLOSURE FOR HIGH TEMPERATURE TRANSMITTERS  
(Not Shown: Industrial 2 meter interconnect cable included, Ex-Proof user supplied interconnect cable required)

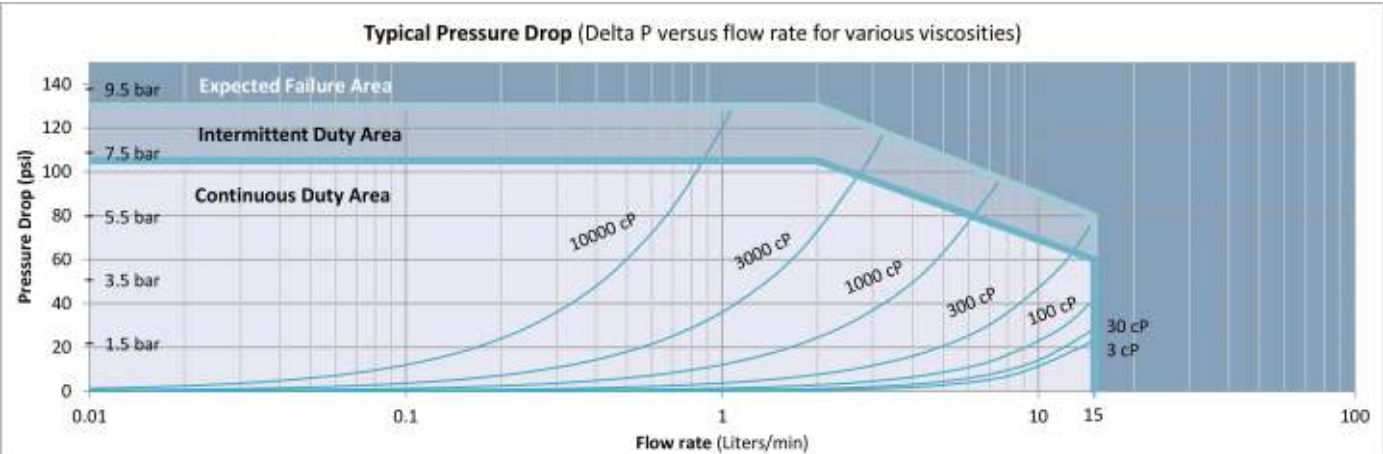
## CONNECTIVITY

### ELECTRICAL CONNECTION – ANALOG TRANSMITTERS

	Turck® Connector		
	PCA Label	Pin #	Mating Cable Wire Color
Power *	V+	1	Brown
Common	Com	4	Black
Signal Output (+)	Sig	5	Grey
Signal Output (–)	Ret	2	White
Case Ground	Case	3	Blue

\* Please specify 12Vdc or 24Vdc operation

## PRESSURE DROP GRAPH





Max Machinery, Inc.  
an ISO 9001:2015 certified company

## Positive Displacement Flow Meters Gear Type, G-Series

Flow Meter Selections      Transmitter Selections

Model #   HS    /     /  1 -  Non-Standard Options

Bi-Directional Cal: BID

### Max Flow Range

4 Liters/Min	G004
15 Liters/Min	G015
45 Liters/Min	G045
105 Liters/Min	G105
240 Liters/Min	G240

### Pressure

6000 psi (414 bar) HS

Note: G240 limited to 4000 psi (240 bar)  
if specified with NPT connections

### Fluid Connection

NPT	1
SAE	2

### Seal Selection

Viton® - FKM	1
Teflon® - PTFE***	3
Perfluoroelastomer - FFKM	5

### Options

None	NA
Heat Trace Option	HT

### Output Type

A	4-20mA Output - Powered by 24 Vdc
B	4-20mA Output - Powered by 12 Vdc
C	0-10 Volt Output - Powered by 24 Vdc
D	0-10 Volt Output - Powered by 12 Vdc
N	5V Pulse/Freq. - Powered by 5-26 Vdc
N	5V Quadrature - Powered by 5-26 Vdc
S	Current Sinking, Single Phase

### Temperature Rating

- 1 90°C Industrial / 75°C Haz-Loc
- 2 155°C Ind. / 130°C Haz-Loc, 2 Part \*\*
- 3 225°C Industrial, 2 Part †

### Electrical Connection

- 1 Industrial, Turck® Connector
- 2 Hazardous Location, 1/2 Inch Conduit\*

### Signal Type

P	Pulse
A	Analog
Q	Quadrature



Model G015

\* See temp chart in product manual.

\*\* Receiver portion of 2 part transmitters are not rated Ex-Proof, consult factory.

\*\*\* Teflon® not used above 90°C for this high pressure rated product.

† Not available for hazardous location use. (Exceeds 130°C temp. limit.)

Product includes single directional calibration, bi-directional calibrations for analog and quadrature devices are optional.