

## Model G045HZ Gear Flow Meter (Analog) 25 cc/min to 45 liters/min

### SPECIFICATIONS

Flow Range	25 cc/min to 45 liters/min
Accuracy (at 30 cP)	$\pm 0.3\%$ of reading over a 100:1 range, or $\pm 2\text{mV}$ (or $4\mu\text{A}$ ), whichever is greater
Maximum Operating Pressure	6000 psi (414 bar)
Weight	3.7 kg
Recommended Filtration	30 micron
Port Size(s)	1/2" NPT or #8 SAE
Fluids	Most non-aqueous, hydrocarbon based fluids



### MATERIALS OF CONSTRUCTION

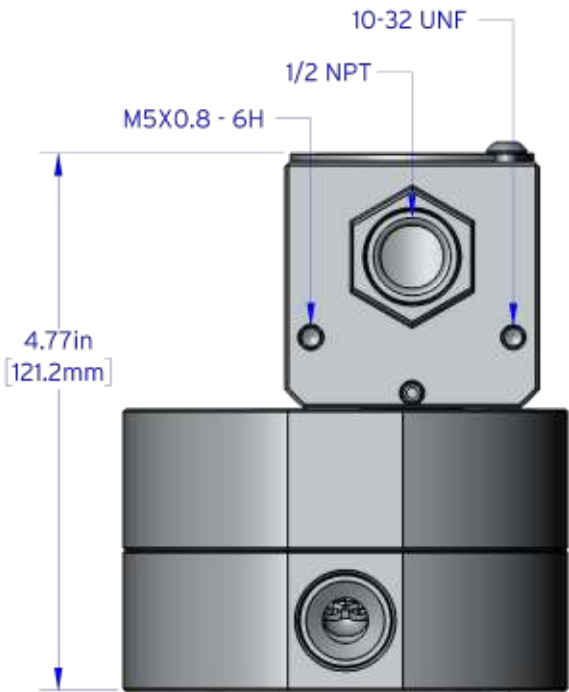
External	Stainless steel, type 316; type 17-4 Bolts
Wetted	Stainless steel, type 316, 440C, 17-4 Nickel plated SmCo magnet
O-Rings	Standard: Viton® Optional: Teflon®, Perfluoroelastomer

### ANALOG TRANSMITTER

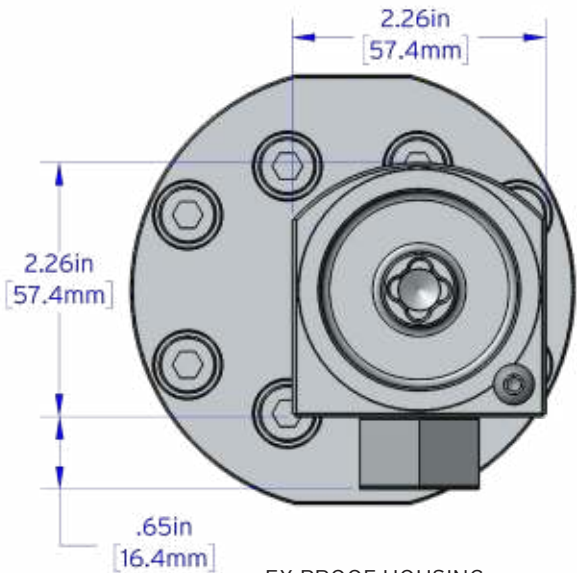
Output Signal	Any range of $\pm 10\text{V}$ or $\pm 20\text{mA}$ Linearized and damped with anti-dither protection.
Power Supply Requirements	Two Models: 12Vdc @ 90 mA, 24Vdc @ 45 mA
Ambient Operational Range	-40°C to 75°C, Single piece – Two piece to 110°C
Metered Liquid Temp Range (based on 20° ambient)	-40°C to 75°C, Standard model -40°C to 130°C, Two piece high temperature model
Compliance	CE Certified, Ex-proof version available with ATEX/IECEX II 2 G Ex db IIB Tx Gb as well as UL, cUL certification for Class 1, Division 1, Groups C and D, Tx

# Model G045HZ Flow Meter (Analog)

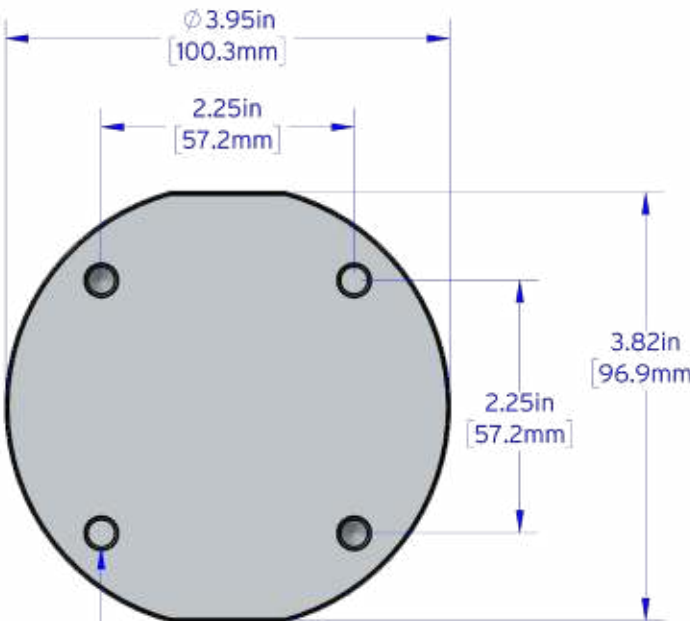
DIMENSIONS (Not to scale)



MODEL G045HZ WITH  
EX-PROOF HOUSING



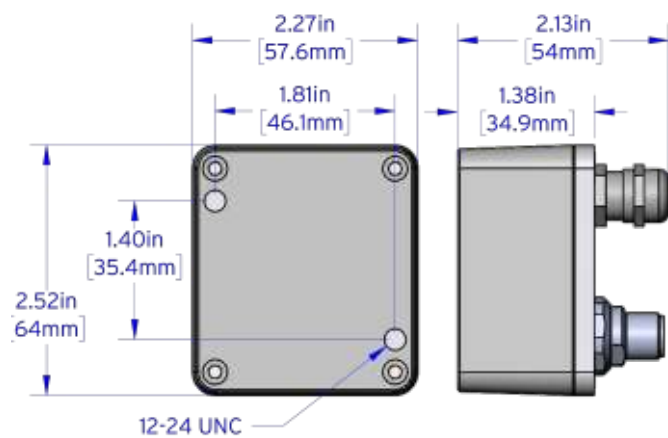
EX-PROOF HOUSING  
TOP VIEW



4X 1/4-20 UNC  
BOTTOM VIEW

# Model G045HZ Flow Meter (Analog)

## DIMENSIONS (Not to scale)



REMOTE PCA ENCLOSURE FOR HIGH  
TEMPERATURE TRANSMITTERS  
(User supplied interconnect cable required, not shown)

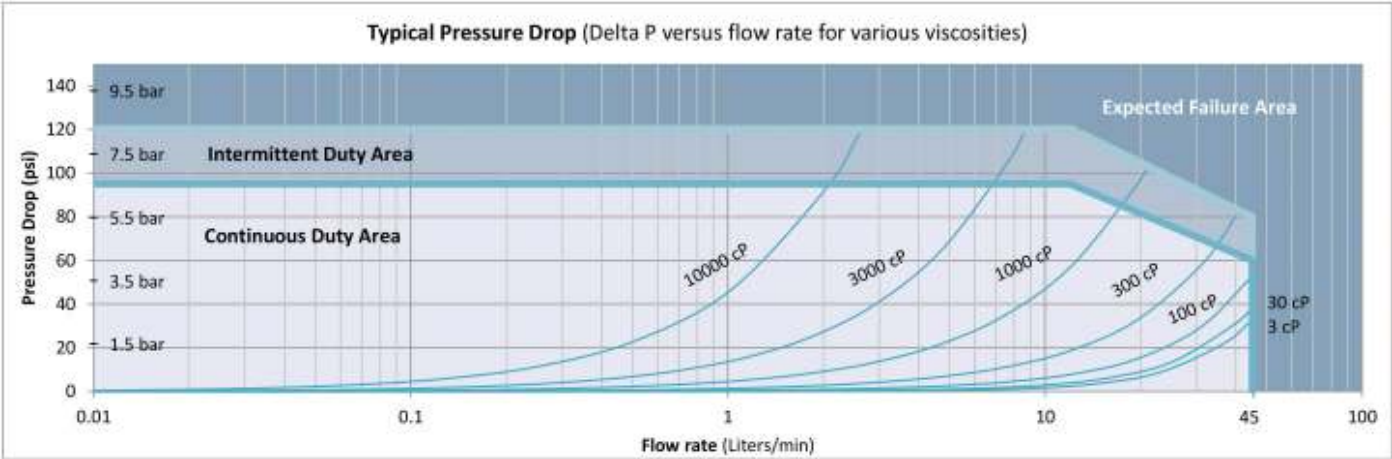
## CONNECTIVITY

Pulse Output Wiring	Pulse PCB Label	Analog Output Wiring	Analog PCB Label	Wiring Adaptor Pin #	Two Part Transmitter Wiring	
					Ex-Proof Sender (Example: EX29x-051-000)	Remote Receiver (Example: EX296-x8x-xxx)
Power *	V+	Power	V+	1	Case	Case
Common	Com	Common	Com	2	5V	5V
Signal Output	PhA	Signal Output (+)	Sig	3	Ra	Ra
(Quad only)	PhB	Signal Output (-)	Ret	4	Rb	Rb
Case Ground	Case	Case Ground	Case	5	Com	Com

For reference only. See Installation Instructions - Hazardous Locations document EXInstallEnglish-Rev3-MultiLanguage-Rev2019A

\* Please specify 12Vdc or 24Vdc operation

## PRESSURE DROP GRAPH





Max Machinery, Inc.  
an ISO 9001:2015 certified company

## Positive Displacement Flow Meters Gear Type, G-Series, 316 Stainless Steel

Flow Meter Selections				Transmitter Selections										
Model #	<input type="text"/>	HZ	1	<input type="text"/>	NA	/	<input type="text"/>	2	<input type="text"/>	/	1	-	<input type="text"/>	Non-Standard Options
Bi-Directional Cal: BID														
1 Transmitter Type														
Output Type														
A 4-20mA Output - Powered by 24 Vdc														
B 4-20mA Output - Powered by 12 Vdc														
C 0-10 Volt Output - Powered by 24 Vdc														
D 0-10 Volt Output - Powered by 12 Vdc														
N 5V Pulse/Freq. - Powered by 5-26 Vdc														
N 5V Quadrature - Powered by 5-26 Vdc														
S Current Sinking, Single Phase														
Temperature Rating														
1 75°C Haz-Loc														
2 130°C Haz-Loc, 2 Part**														
Electrical Connection														
2 Hazardous Location, 1/2 Inch Conduit*														
Signal Type														
P Pulse														
A Analog														
Q Quadrature														
Options														
None NA														

Max Flow Range

4 Liters/Min	G004
15 Liters/Min	G015
45 Liters/Min	G045

Pressure

6000 psi (414 bar) HZ

Fluid Connection

NPT 1

Seal Selection

Viton® - FKM	1
Teflon® - PTFE***	3
Perfluoroelastomer - FFKM	5

\* See temp chart in product manual.

\*\* Receiver portion of 2 part transmitters are not rated Ex-Proof, consult factory.

\*\*\* Teflon® not used above 90°C for this high pressure rated product.

Product includes single directional calibration, bi-directional calibrations for analog and quadrature devices are optional.



Model G045HZ